

**RAJA RAMMOHAN ROY ACADEMY**  
**SUMMER HOLIDAY HOMEWORK- 2024-2025**  
**CLASS – II**  
**SUBJECT – ENGLISH**

**Dear Children,**

Here are your most awaited moments, it's a time for a fun filled and relaxing summer break. However, during the hot scorching summer break, you are either travelling or staying indoors and enjoying yourself with your family, friends and relatives.

To keep yourself occupied during the vacation, some activities have been compiled, to develop organizational skills, creative thinking and general vocabulary.

**Story Time**

- Read any story book to narrate a story to your friends in your own words with the help of pictures or story cards when you come back after summer vacation.
- ✓ Please remember to bring your book along with you to share and read it with your friends.
- Listen to these stories carefully: <https://youtu.be/4k5xcrOPqPk>

**Reading Comprehension -**

- Do the comprehensions (Reading 5,6 and 7 ) given on pages No.75 - 79 in Cambridge Connection English Workbook.

**MOVIE TIME**

We hope you will have a great time viewing entertaining animated Disney films like:

- Beauty and the Beast
- The Jungle Book
- Thumbelina, and so forth

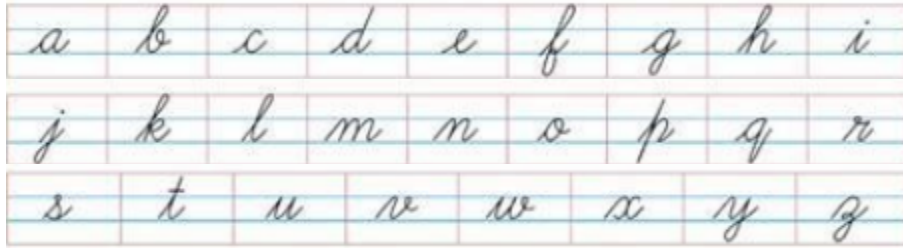
**Project Work**

- Underline the special names and circle the common names on a piece of newspaper every day and paste them on a scrapbook.


(The written work is to be done in a separate, four-line notebook.)

**Writing Time**

➤ Do a page of handwriting every day; take any passage from your English reader. Kindly adhere to the formation provided below.(cursive)



➤ Write two sentences about each picture.





















➤ Write a paragraph describing the most inspiring character you came across while watching the movies.

**Vocabulary Enhancement**

Watch and learn-<https://youtu.be/b7AkNKZsV-4>


Homophones are the words that sound the same but have different meanings and spellings.

Make sentence using the homophones given below-

red 	read 
ant 	aunt 
one 	won 
see 	sea 
in 	inn 
hair 	hare 
right 	write 
knows 	nose 
son 	sun 

red-
read-
ant-
aunt-
one-
won -
see -
sea -
in -
inn-
hair -
hare -
right-
write-
knows -
nose -
son-
sun-

Match the animals with their sound. <https://youtu.be/9DudksqYoWw>



neigh

buzz

trumpet

hiss

trumpet

bleat

croak


baa

meow

oink

bray

neigh



## Fun Time

Practice pronouncing the following tongue twisters among your loved ones.

- ✓ **Keep repeating the tongue twister as quickly as possible without making a mistake.**
- She sells sea shells by the seashore.
- I scream, you scream, we all scream for ice cream
- Toy boat. Try boat. Toy boat. Try boat.
- Red lorry, yellow lorry, red lorry, yellow lorry, red lorry, yellow lorry
- Light the night light tonight

**Sing the syllable song and learn the correct pronunciation** : <https://youtu.be/SSI-SbVz2oA>

Solve the word puzzle to get the names of twelve months in the year and list them.

J	A	N	U	A	R	Y	P	L	U	P	R
K	P	O	E	U	W	X	O	C	J	A	I
F	R	I	D	G	V	E	C	J	U	L	Y
U	I	N	D	U	R	S	T	P	N	C	S
D	L	F	O	S	I	R	O	V	E	N	M
E	S	E	P	T	E	M	B	E	R	O	B
R	I	B	M	S	J	O	E	L	Z	S	W
M	A	R	C	H	H	F	R	R	K	G	H
A	X	U	R	N	O	V	E	M	B	E	R
B	N	A	C	W	T	Y	Q	U	V	N	M
L	H	R	D	E	C	E	M	B	E	R	S
M	A	Y	R	G	J	I	M	B	S	R	E

1. January

2. \_\_\_\_\_

3. \_\_\_\_\_

4. \_\_\_\_\_

5. \_\_\_\_\_

6. \_\_\_\_\_

7. \_\_\_\_\_

8. \_\_\_\_\_

9. \_\_\_\_\_

10. \_\_\_\_\_

11. \_\_\_\_\_

12. \_\_\_\_\_

➤ Learn the poem given for English Elocution Competition.

## **SUBJECT – HINDI**

प्रश्न 1:- चित्र को ध्यानपूर्वक देखकर उस पर आधारित 5 वाक्य लिखो :- (आर्टशीट पर )  
(चित्र चिपकाकर)



प्रश्न 2:- आपको जो खिलौना सबसे अधिक पसंद है उसका चित्र बनाकर 5 वाक्य लिखिए।  
(आर्टशीट पर )

प्रश्न 3:- अभी तक कक्षा में करवाए गए कार्य का परीक्षा के लिए अभ्यास कीजिए।

प्रश्न 4-अपनी पाठ्य पुस्तक से सूरज आया, स्वच्छ भारत, हमारे त्योहार कविताओं को कंठस्थ करें।

प्रश्न 5-दस पेज सुलेख करें।( अलगकाँपी )

## **SUBJECT -MATHEMATICS**

### **NOTE-**

Make a thin 3 in 1 notebook to do your holiday homework.

1. Write numbers from 101 to 1000 under the correct place value with proper formation.
2. Write number names from One hundred one to One thousand.
3. Learn and write tables from 2 to 10.
4. Practice the following pages given in Mathematics textbook- 27, 29,31,35,40,46 and 48

**SUBJECT - ENVIRONMENTAL STUDIES (EVS)**

1. We all know that fruits are good for our health. So eat a lot of fruits during your holidays. Don't throw away the seeds; instead, sow few seeds in your garden or in a pot. Water it every day, take care of it, and observe its growth.
  
2. Do the work given below according to the mentioned roll numbers on pastel sheets.
  - Paste pictures of different kinds of clothes ( Roll no. 1 to 5 )
  - Paste pictures of different 4 types of houses ( Roll no. 6 to 10 )
  - Paste pictures of 5 places in your neighborhood ( Roll no. 11 to15 )
  - Paste pictures of 5 sources of water ( Roll no. 16 to 20 )
  - Paste pictures of 5 religious and national festivals ( Roll no. 21 to 25 )
  - Paste pictures of four seasons ( Roll no. 26 to 30 )
  - Paste pictures of 4 kinds of pollution ( Roll no. 31 to 36 )

